

TRANSPOSE SEPTEMBER NEWS

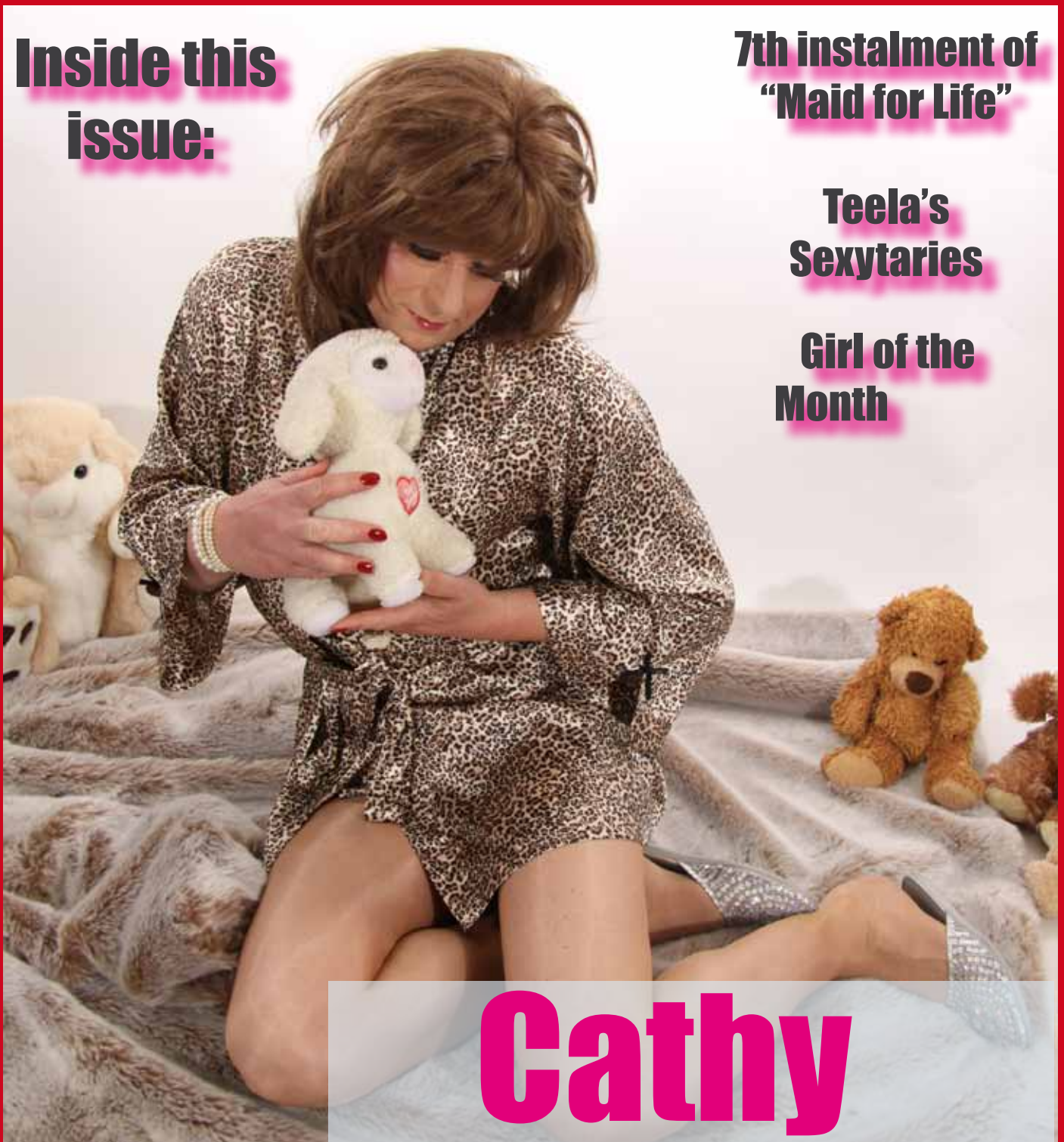
Issue 42

**Inside this
issue:**

**7th instalment of
"Maid for Life"**

**Teela's
Sexytaries**

**Girl of the
Month**



Cathy

News, reviews, gossip, latest product info & more

Intro Bit	- 03
Tilly's Blog	- 04
Girl of the Month	- 06
Maid for Life	- 09
Sexytaries	- 10
Look-a-like Contest	- 11

CONTENTS

Intro bit..

**Next Tea with Teela evening is on the 20th September.
Starts at 7pm.**

Hey girls,

Well Summer is coming to an end and the dark nights are starting to creep in, so I guess that means it is time to start thinking about getting out your warm woollies, coats and boots. But if you are thinking of buying some of the lovely new season items and are struggling with what will suit, remember Tilly and I are here to help.

This newsletter is going to be rather short in content and to make matters worse, I accidentally deleted all the tea night pics from my camera, they were not in my recycle bin so lost forever - so sorry.

However, The last tea evening was a great night, with lots and lots of gorgeous T-girls gathering for a chin wag - lovely to see you all. Thank you all for making Jessica from Holland welcome.

The next tea evening will be on 20th September and I look forward to seeing you then.

Love
Teela-Jane
xxx



Tilly's Blog

Hey ladies I hope you have all had a fabulous summer – although August was a bit of a

washout it looks like September may be a little of an Indian summer before the Autumn lands upon us.

I am often asked bits of advice on various beauty tips, one of the main issues that seem to crop up regularly are looking after your nails so I thought I would highlight some of the common problems and try and head you in the right direction for help.

With most of you using false nails your natural nails come under serious stress, namely because of the glues used. Nail glues often dry out the nails and when removing the nails if you are not removing correctly can do quite a lot of damage.

Too often when nails begin to split many will rush out and buy 'nail hardeners' or 'nail strengtheners' these products are great for nails which are 'bendy' and tear easily but for nails which split and 'snap' they can make the problems worsen. Nail polish remover liquids are renowned for causing drying out of the nails and where possible you should be purchasing a moisturising formula rather than heavily acetone laden ones.

In nails which are splitting, the nails are made up of bone fibres all

bonded together naturally in many layers, and what happens is that where nails are not protected or are treated with harsh abrasives this natural 'glue' gets degraded by fluid that seeps between the layers and causes splitting. For those of you who regularly work with your hands to help address this problem you should be using a hand and nail cream which will form a barrier to protect the nails. Additionally you should be looking to use cuticle/nail oil and rubbing it in preferably daily but at least a couple of times a week.

For nails that are regularly breaking the nails are too dry, this could be caused by using washing up liquids as handwashes (dear me!!!) or commercial cleansers like swarfega. The nails are being 'starved' of oils and have a tendency to snap off. Again using cuticle or nail oils are best for this problem and try and use specific handwashes rather than soaps or washing up liquids. For those of you on a budget using good old vegetable cooking oils can do just as good a job but take a little longer to soak in and can be a little sticky afterwards.

Nails strengtheners or hardeners should be used when your nails are 'soft' or 'bendy'



Tilly's Tips

to toughen them up and protect them whilst they grow. Another reason for breakages and splitting is filing your nails. The age-old 'seesawing' motion

with cardboard emery boards is a definite 'no-no'. Your nail files should be a very fine finish (a bit like the wet and dry paper) rather than a grade 4 sandpaper! Ideally glass or crystal nail files are great and will last a lifetime if you look after them. You should file you nails from outside edge to centre and be gentle, no 'scrubbing', if any of you wish to have a short lesson in the art of filing I am only too happy to go through manicure techniques with you. There are tons of products on the market specifically designed for nail problems, the knack is to recognise what the problem is, sometimes you could suffer from a number of issues. Poor or lack of a varied diet will also affect a

your nails but as a rule although your nails are effectively dead bone when they reach the end of your finger they still need to be fed and watered to make up for the lack of blood flow anymore.

Ranges like Sally Hansen, OPI, Mavala and Leighton Denny are premium ranges for caring for your nails but both Superdrug and Boots do pretty good ranges of their own at a much more reasonable cost. OPI's Avoplex oil and Leighton

Denny 'Slick Tips' are very good for adding moisture to brittle nails and over a couple of weeks you can see quite a difference in the condition of your nails. OPI also have their famous 'Nail Envy' available at Boots and through the QVC website, this comes in a matt finish for chefs and nurses but is very useful for those of us who don't want a shiny finish.

Lastly when you are planning your pamper nights when you use face masks remember to mask your hands too, you can do this with either hand cream or your face mask creams, not only will it make your hands look younger and smoother but will also condition your nails. Slop a good thick layer on and let it soak in it can only do good - welcome to happy hands !!!!

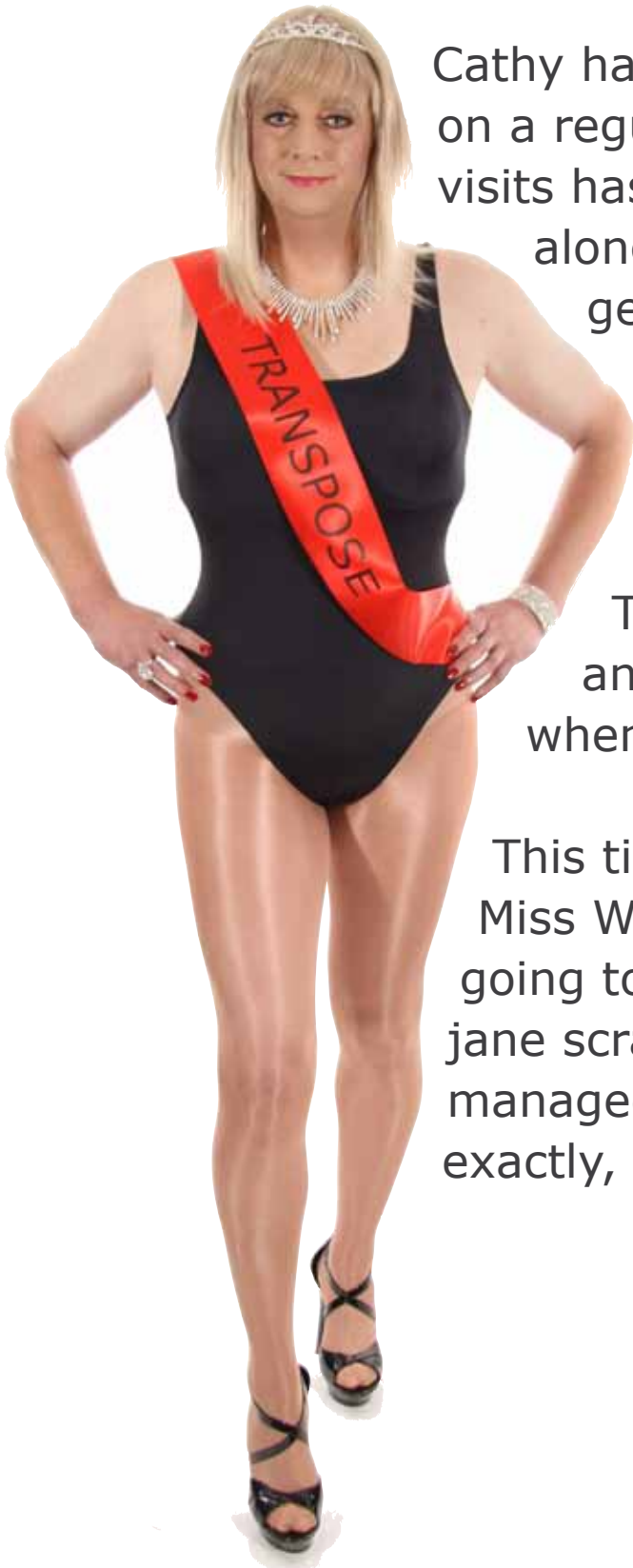
Luv

Tilly



Girl of the month

Cathy.....



Cathy has been coming to Transpose on a regular basis and for the last 3 visits has brought her partner, Steph along. Although Steph doesn't get in front of the camera, she does give Teela-jane a suggestion for different looks and outfits for the day. There they are, Steph and Teela hatching plans together and the first Cathy knows is when the first look is revealed.

This time though, Steph suggested Miss World. "How the hell am I going to pull that one off" said Teela-jane scratching her head but they managed, maybe not Miss World exactly, but Miss Transpose.

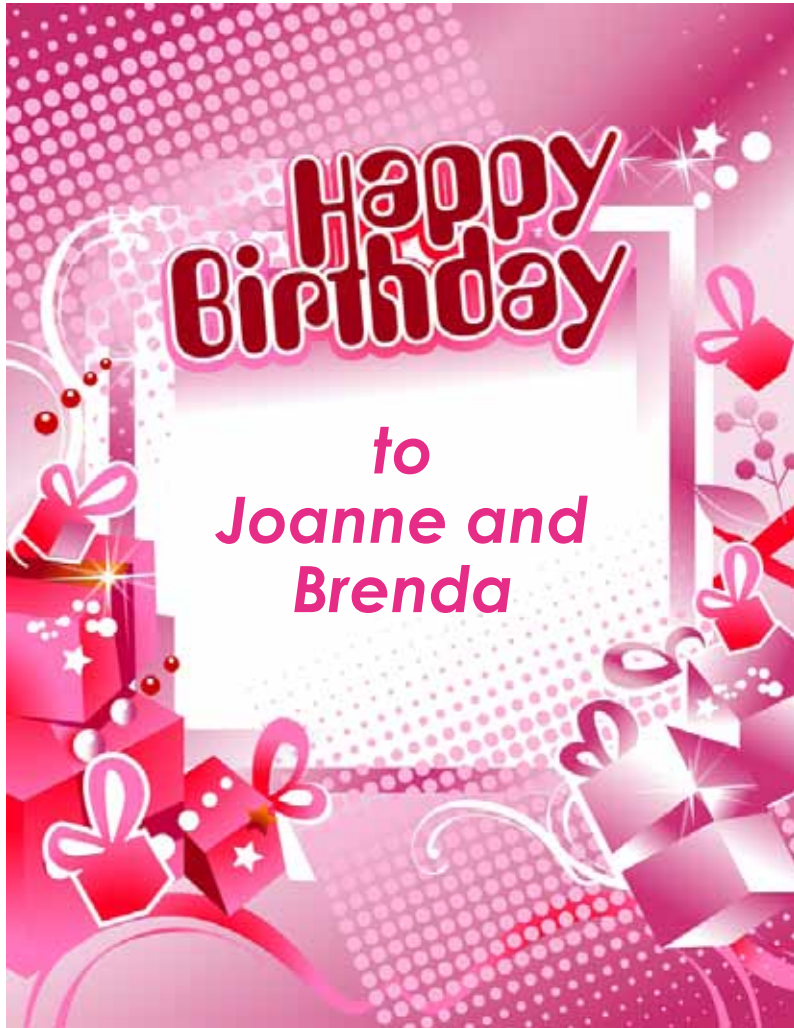
“From the outset Teela’s enthusiasm for the job was evident,”

Cathy August 2010

Also suggested by Steph, was nightwear and Ascot - keep `em coming Steph!!!
You know Teela-jane loves a challenge!!!



Birthday Girls



We would like to wish Joanne and Brenda a fabulous Birthday. Joanne's was a milestone birthday - "hope you had a great time, Joanne".

If you would like a birthday mention, write to teela@transpose.tv and we will give you a special mention in the newsletter.



MAID FOR LIFE

Nancy's Story

Chapter Seven "The Xmas Party"

In previous months I have described

how I worked part-time as a TV maid for

several years for some delightful ladies in the Manchester

area and then explored further opportunities to gain experience "in service" in the South of England. Having gained all this experience I was more than interested one autumn day when I spotted an ad in "Exchange & Mart" for "a TV maid willing to serve at a Christmas party in Cambridge". I phoned the number, described myself and my experience as a maid, and was instantly offered the job of working one afternoon at what sounded like a lively dressing service. I was told there was no need to bring my uniform but I must be sure to arrive on time as I would have a lot of work to do preparing for the party.

I was so anxious to obey this instruction that I turned up an hour early, only to hear a giggling girl telling me on the intercom that I was much too early and to come back at exactly the time I had been told. This was not a very good start and I went away wondering what I was letting myself in for, but when I returned at the appropriate time I was welcomed in and introduced to four other real girls. It seemed that this was their own private party and they had hit on the idea of advertising to see if they could get a TV to come and do all the hard work of serving them.

They had a fairly large French maid's uniform, which they had taken the trouble to add extra lace to, making it look incredibly sexy. I was shown this and then told that their charge for letting me serve them for the afternoon was £60! There had been no mention of this earlier but, having travelled some distance and taken the whole day off, I decided I might as well go along with it. I paid the money over on demand, like

the good girl I am, and was then told to go into the next room and put on the maid's uniform together with the other things I found in there – these were of course a bra, panties, corset, stockings and suspender belt, black high heels. Two of the girls offered to do my make-up for me, which they did very nicely. As they were finishing, one of the other girls informed me that they had locked up my male clothes "for safe keeping" and I could have them back when they had finished their party as long as I had been a good maid. They added that I would also have to tidy everything up and clean the flat before changing back.

I was there for nine hours! They all had a wonderful time, sending me out at one point to buy two more bottles of champagne from a Tesco at the end of their road. At least I was allowed to put on a fur coat over my uniform for this trip! As the hours passed I did become quite worried as to whether, and when, I would get my own clothes back. But they were decent girls really, just having a lot of fun at my expense – literally!

Once again I had been taken advantage of. I suppose if you make a habit of dressing up as a TV maid and are willing to serve strangers, you are asking for it. When I finally emerged, very late in the evening, I resolved never to answer this kind of ad again. However, as readers will discover next month, I was soon to be confronted with an opportunity that simply could not be resisted.

See next month's Transpose newsletter for the story of how I once again became a Lady's Maid and even served the drinks for a country house garden party!

Sexy-taries

Siobhan

“I’d been looking forward to being secretary for a day since June before I finally made it to Transpose in August. Teela welcomed me with a coffee and we had a chat before I slipped into my secretarial outfit for the day. Teela applied my make up and I was extremely pleased with the look she achieved. Then it was into secretarial mode ; making coffee and updating the website with narrative and photos.

Following lunch I tried on some outfits, shoes and boots before giving Teela some help with stocking the wig display and updating the website with some more photos.

I enjoyed my day as P.A/secretary for the day and thankfully Teela doesn’t insist on 80 words per minute or shorthand !!

Thank you all!!”



“I enjoyed my day as P.A/secretary for the day and thankfully Teela doesn’t insist on 80 words per minute or shorthand !!

Look-a-like contest

Anna-Nicole Smith

Here is Alex who I think looks like the late Anna Nicole Smith. Anna made headlines a few years back by marrying a multi- millionaire who was 63 years older than her and claimed she wasn't a gold digger. Anna struggled with drugs, alcohol and her weight for years and was found dead of drugs overdose at the age of 39.



The real Anna
← Nicole

Tea Pics

**No tea pics this month
due to one silly cow
accidentally deleting
everything from her
camera!!!**

LSL Transpose
Station Road
Ellesmere Port
Cheshire
CH65 4BQ

Tel: 0151 356 8555
email: teela@transpose.tv

Website www.transpose.tv

SHOP opening hours:-

Mon-Tues	One-to-one appointments only
Wednesday	10:00 - 20:00 (late night by prior appointment)
Thursday	10:00 - 17:00 (prior appointment)
Friday	10:00 - 17:00 (prior appointment)
Saturday	10:00 - 13:00

Please telephone ahead for directions and opening times as these times may vary.