

TRANSPOSE JULY NEWS

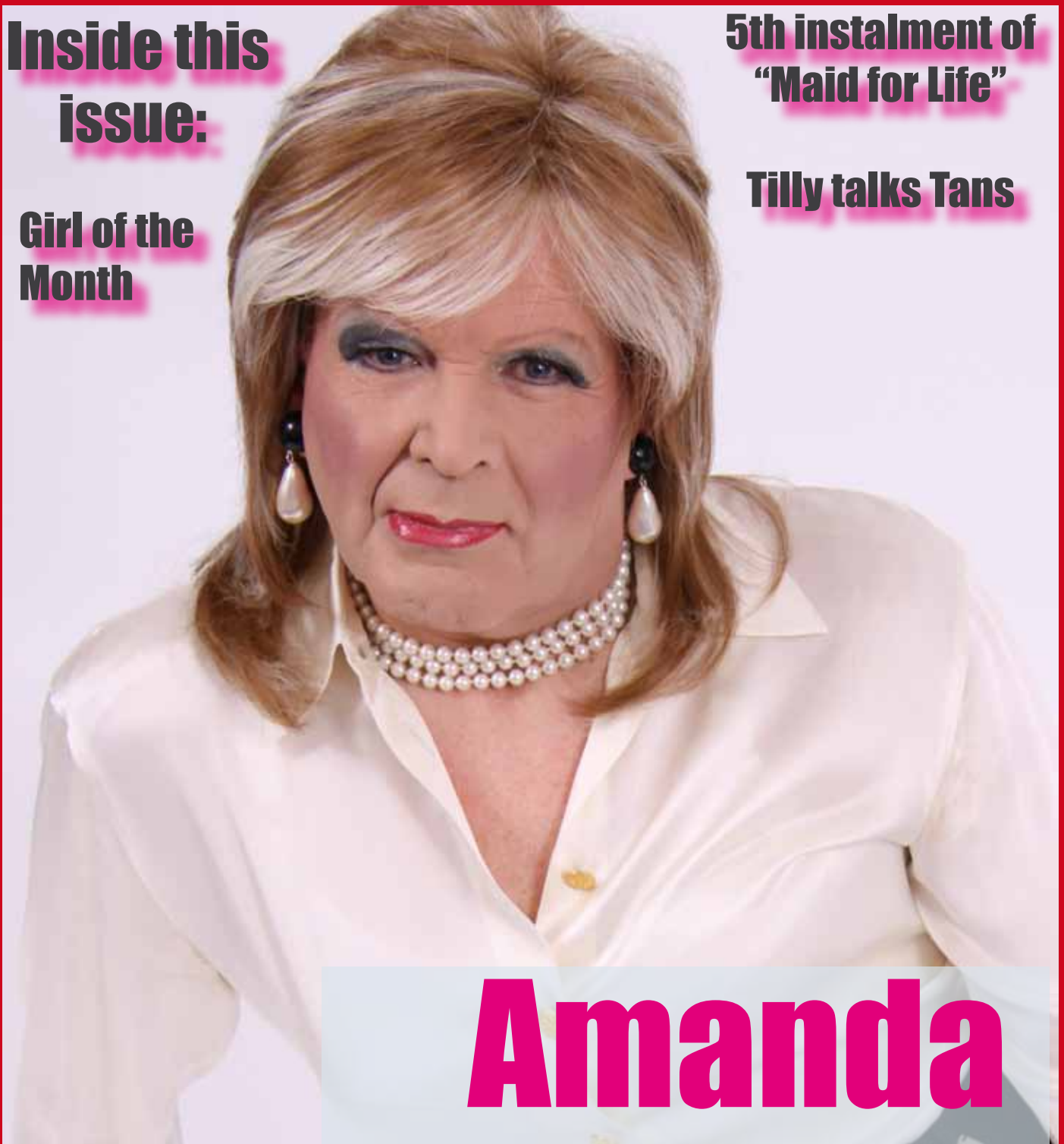
Issue 40

**Inside this
issue:**

**Girl of the
Month**

**5th instalment of
"Maid for Life"**

Tilly talks Tans



Amanda

News, reviews, gossip, latest product info & more

Intro Bit	- 03
Budget Boobs	- 04
Sparkle 2010	- 05
Tilly's Blog	- 06
Girl of the Month	- 08
Sparkle Winner	- 10
Maid for Life	- 11
Sexy-Taries	- 12
Look-a-like Contest	- 13
New Look Website	- 14
Tea Girls	- 15

CONTENTS

Cover and girl of the month is Jenny

Intro bit..

Next Tea with Teela evening is on the 19th July. Starts at 7pm.

Hey girls,

Not long now until Sparkle 2010 and I for one am looking forward to seeing you all - please be sure to stop by our marquee in the park and have a glass of wine and a chin wag with us and of course purchase your raffle ticket as you might just win a full 5* make-over and photo-shoot as did Ruth, our winner from last year (see page 10).

As you know, we will be putting on a little fashion show lasting around 30-40 mins in the park at 3pm, please give our girls your support - it is going to be a lot of fun!

Tea with Teela was very well attended last month with a few new girls joining us. It was a very hot evening but the girls all looked gorgeous as they melted!!

Pictures from the evening, as usual, are featured on the back pages. There will be a tea evening on 19th July - I know I usually don't have a tea evening straight after Sparkle but this year tea will be going ahead as normal for any one who wants to attend.

Just a brief reminder that the doors open at 5p.m. ONLY for those wanting to get changed. For those of you arriving already dressed and looking beautiful, please come at 7pm.

If you need anything for Sparkle, remember you could always come by and pick up something nice and sexy from the shop. Also, I will have a stock of hosiery and bits n pieces that you might need.

Love
Teela-Jane
xxx



Product Spotlight

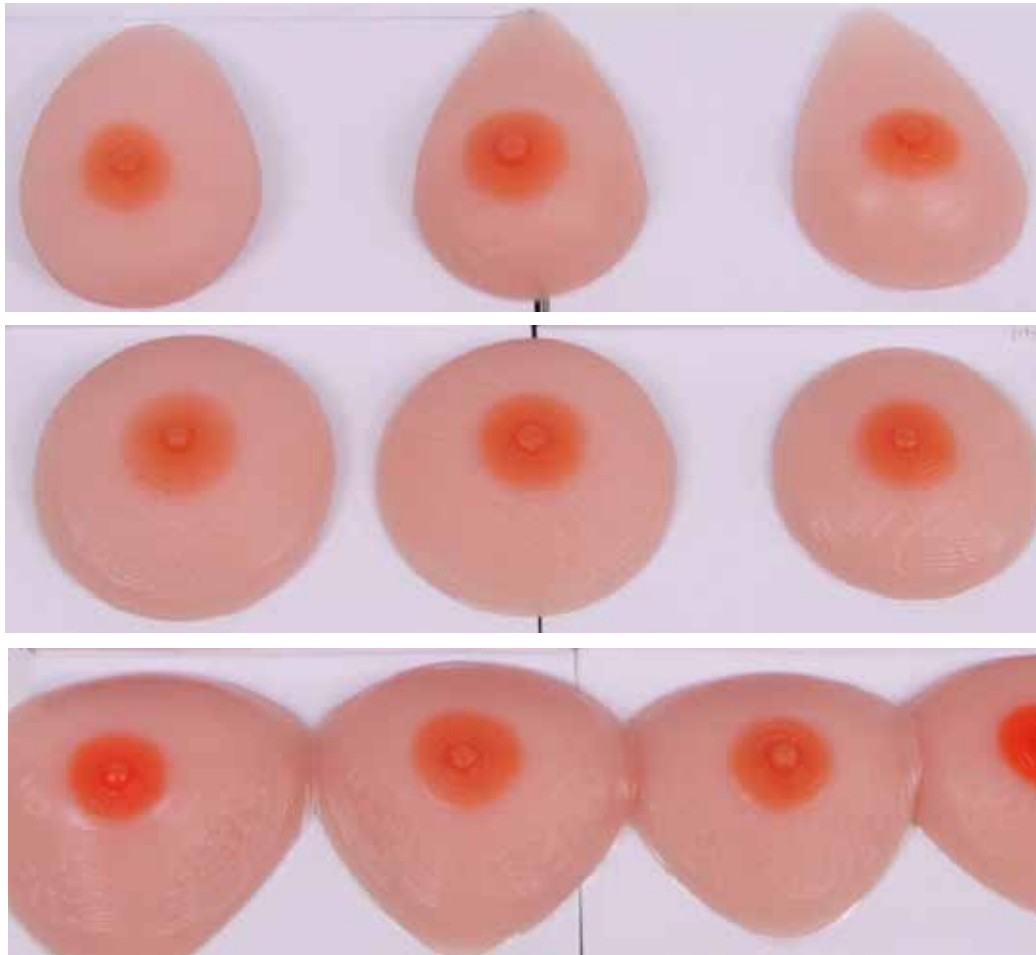
SPECIAL OFFER - Budget Boobs

For those of you on a budget this we have the ideal solution for realistic silicone breast forms.

Our budget range of silicone breasts are affordable at a fraction of the cost of some leading brands.

We have A, B, C or D cups and different shapes – round, teardrop and triangle.

- Nude skin colour with slightly raised nipples
- 100% high quality pure silicone
- Natural and soft the backs are slightly concave to comfortably accommodate your natural breast
- Fit into any bras
- Can be used with adhesive – see our adhesive packets sets
- Non-adhesive, durable, waterproof



**WHILE STOCKS
LAST!!**

- A cup all shapes £20** (normally £30)
- B Cup all shapes £23** (normally £33)
- C Cup all shapes £26** (normally £36)
- D Cup Triangle £30** (normally £40)

Sparkle 2010

9th, 10th and 11th July - Canal St. Manchester

Well by the time you get this newsletter, Sparkle 2010 will only be hours away. Don't forget to come along and support our girls on their public debut.

The fashion show will be in Sackville Street Gardens and if all goes to plan, we will be strutting our stuff at 3pm.

The show is all about FUN and just to give you a little hint of what to expect, here are the four categories:-

- The Bridal Party – bride, bridesmaids, etc
- Time Warp – fashion through time – 20's, 50's 60's & 70's
- Fairytale – characters from favourite fairy stories
- Just for fun – fun outfits to make you smile



<http://www.sparkle.org.uk/>



Tilly's Blog

Ladies
ladies
looks
like the
weather is going
to be fabuloso for

Sparkle this year – I bet you are all looking forward to the event with glee, particularly those taking part in the wonderful fashion show. Yet again my apologies for not being there but I wish you all lots of luck – not that you need it most of you being old hands now lol – you can fill me in on the goss when I get back!

Most of you I'm sure are looking a little olive with all this good weather, some of you may even be a little 'multi-coloured' given the range of clothing you wear, tanned arms and white shoulders hmmm oh dear! This is where the need for self tans can become quite urgent.

Last month we explored the joys of body scrubs in preparation for using self-tans, and I shan't lecture, so will assume you would be all smooth and patch free for the application.

We all have our favourites, some of us like the 'instant' tans, some like the infused body lotions, and of course, the traditional 'slap it on and wait 3 hours' stuff. Whichever product you choose try to match to your skin – by that I mean don't pick a really thick cream if your skin is oily, much better to use a lighter lotion and apply it a couple of times.

I have trialled, as you would expect, a myriad of tans (half empty bottle are available on request!!), creams, lotions, and sprays that take anywhere from an instant to 4 hours to 'take' and last from next wash to a week. I must say there is no ideal and although most have lost that old fashioned pongy smell unfortunately the ones that last the longest still retain a slightly sour odour.

Applying self tan can be a bit of an art (and not one I have always been good at – have done the 'tango', streak and blob effect a number of times, particularly when trialling them) and I can tell you through my trialling I have applied different makes to different areas and forgot which went where resulting in long sleeves on hot days – DON'T DO IT!

Try to choose a product in a large enough container that will do all the areas you need to do, legs in odd shades is not a good look in daylight, this is really important when you are looking at the spray versions. Unhappily most of my sprays ended up all over my white bathroom tiles – not very good at judging the distance it needed to be from my skin and in an effort not to 'overspray' onto legs etc., managed to get passable effect on legs but at a cost of 2/3rd s of the product up the wall – plus you do need to be a bit of a contortionist to get to some places – hmmm that maybe just me!

My favourites are the lotions, and although I have very dry skin I prefer to use a little, often, rather than wallop a ton of cream on and strike a kind of warlord pose in the bedroom/bathroom for 20 mins while it soaked in a little, but the choice is yours – whatever floats your boat! Most of the larger department stores and chemist type places (no plugs!) have samples you can try and I would suggest where there are

Tilly's
T

sachets try these first to gauge what colour they will end up eventually before lading it on for a special occasion, particularly if you are trying to match arms and shoulders.

Another really important tip – make sure you wash your hands thoroughly after you have applied creams / lotions as they are really difficult to see before they 'take' and orange hands is also another 'not good look' – oh and don't dry them on light towels as it can be difficult to wash off.

Tilly's
tips

Reliable brands I have come across in the body lotion category which develop over a couple of hours are Johnsons Holiday Skin, probably the most famous of gradual tanners, has a fresh aroma making it a joy to use (it said on the bottle!). Garnier lotion which comes in 3 shades and Teela has used Dove with some success. St Tropez tan intensifier goes on with a colour but there's no need to wash this off, other than from your hands. Blends well and leaves a brown rather than yellow-based colour that's ideal for medium to dark skin tones or for enriching an existing tan

In the spray range L'Oreal Sublime spray mist, how easy is this? Spray a fine veil of mist for an even colour. It dries instantly, but give eyebrows a quick wipe, if using face version, to prevent clogging. Repeat if you want a deeper result.

And for the 'instant' tanners Marks & Spencer Sun Formula Healthy Glow Self Tan wipes, £5 for pack of 10 are lightly fragranced and non-greasy, these wipes, which can also be used on your face, make application a doddle. Keep wiping thoroughly and only skim over knees and elbows at the end to ensure an even, golden, streak-free tan.



This application goes for whichever type of tan you use.

I could go on and fill pages with different products but these will give you the gist of what's out there, there are of course many 'own brands' within the supermarkets which I am sure will work but it really is trial and hopefully not too much error to find the one that suits both your needs and your skin tones.

See you all at next months 'T' night

Lots of Luv

Tilly



Girl of the month

The very sophisticated Amanda.....

Amanda has been coming to Transpose for a few years now and I think she made Girl of the month a long time ago.

Amanda travels from Scotland once a month for her 5*, driving there and back in the same day! She is always fun to be around and we always enjoy our time together.

We established Amanda's look a while ago but that doesn't stop us trying new looks and different wigs – she always brings some beautiful outfits to wear and spends a fortune on made-to-measure lingerie!!

I am always envious of her clothes – they truly are very chic!



“SPEECHLESS”

Amanda June 2010

“I am still on a high from such a wonderful day yesterday. I so enjoyed our session together with the wonderful results. As for those photos - it doesn't happen often but I am speechless. ”



Sparkle Winner

Sparkle 2009 Transpose Raffle Winner



The Transpose raffle drawn at Sparkle 2009 for a full 5* make-over and photo-shoot was won by the lovely Ruth.

Ruth has now had an opportunity to claim her prize which was had a shelf life of 12 months. Ruth, Chaz and I had a great day together and the results are stunning. We hope to catch up with Ruth this year - you maybe lucky again, Ruth!!!

So girls, don't miss up an opportunity like this for yourself - buy a raffle ticket at Sparkle this year - the winner could be you. Tickets are only £1 each or a strip for a fiver.



"I had a really great time and the best thing about it was that it only cost me a fiver, LOL"

Ruth

MAID FOR LIFE

Nancy's Story

Chapter Five "London"



After my very happy times in service as part-time TV maid in Manchester, I became

increasingly drawn to

the idea of leaving home,

giving up my day job and committing myself full-time to life as a maid. This was what gave me most pleasure and satisfaction, so over the next few weeks I scoured the newspaper ads. Occasionally I spotted opportunities which seemed to offer the opportunity of a suitable full-time position but my first few applications remained unanswered.

I was beginning to think this was never going to happen when one day I received a short letter from a Mrs L in South London, who had advertised for a "living-in housemaid, male or female", offering me a two-week trial. The letter told me to report to her address at 10.00 the following Monday and to bring suitable clothing for domestic work.

I hurriedly made arrangements to travel to London, taking my maid's uniforms with me. Despite having by now had plenty of experience maiding in different places, I grew increasingly nervous as the time for reporting to my new mistress approached. I am sure I was visibly shaking as I rang her front-door bell. It was a large Victorian house and I started to wonder exactly what I was letting myself in for.

The door opened and there stood a tall, strongly-built and well-dressed lady who ushered me in with "Come on in then" and immediately closed and locked the door behind us. I felt very frightened now, even more so when she led me through to her study and took her seat behind a huge desk. There was nowhere for me to sit, so I stood nervously in front of her, not knowing whether I was supposed to speak or wait until

she addressed me. She finished off sorting through a pile of correspondence and then looked at me without saying a word. I blurted out "I've come about the new position" to which she asked me what position I was referring to. I began to wonder whether I was in the right house when I had to explain that I was here as the trial housemaid and she looked straight through me saying "Well you don't look much like a maid to me!" A painful silence followed but eventually she said "Oh yes, you're here for two weeks, is that right?" At least I now knew I was in the right place although by now I was far from sure I wanted to be there, not even for two weeks. I was asked to explain what previous experience I had as a maid and, after hearing what I was able to tell her, she seemed suitably impressed. I was shown a large bedroom, which I was told would be mine, and instructed to change into my working clothes and knock on her study door when I was ready.

I dressed in my best serving uniform, put on a little make-up and lipstick, and reported back to her. "I don't like my maids wearing make-up" she said, and then proceeded to put me to work. I was given some buttons to sew onto a garment and then told to get the house clean for some visitors she was expecting next day. Both these tasks took me ages and I was rapidly coming to the opinion that this was not what I wanted to do for the next fortnight! The ladies for whom I had previously worked had all been bossy but they had all had delightful personalities and it had been fun serving them as their maid. After a few hours with this woman I had had enough. I let myself out of the back door while Mrs L was resting and made my way home with my tail between my legs. I had learned my lesson. I decided that from now on I would only commit myself to short spells of being a maid, at least until I knew the people I was with.

Sexy-tary

Becki the Best!



Despite having quite a number of secretaries last month, I either forgot to take a picture or my girls didn't want any taken, so this month it is just down to the gorgeous Becki. Becki helped me with a photo-shoot plus all the coffee I could drink. We had a fab day.

“Just to say a huge thank you for Friday. I was singing along to the radio, tapping the steering wheel all the way back home, I feel totally recharged and can't wait to come again” Becki



If you fancy working en-femme for the day, pick up the phone or drop me a mail
0151 356 8555
Teela@transpose.tv

Look-a-like contest



Susan Hampshire

Katie has the most remarkable resemblance to a younger Susan Hampshire - most famous for her role as Fleur in BBC's blockbuster, *The Forsyte Saga*.

Her most recent TV role was as Molly Macdonald, in the highly popular *Monarch of the Glen*.

You can see Katie's Gallery on our new website

www.transpose.tv

If you look like anyone famous,
please send your pictures
to teela@transpose.tv



The real Susan
Hampshire

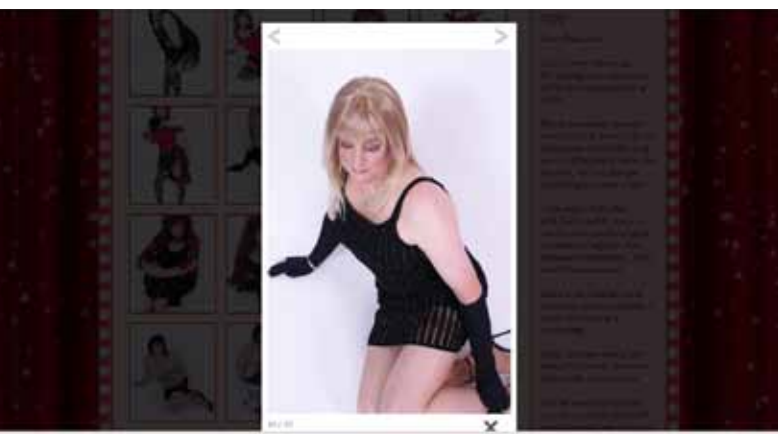
New website....

....new look website....new Gallery

We thought it was about time that the website got a bit of a make-over!! The current website was looking a bit tired and I wanted a special

Gallery for our beautiful girls to be shown off!! This time instead of a Do-it-Yourself jobbie, we enlisted the help of a web designer, John. With a very

limited budget, John took away our ideas and thoughts and turned them into a new website, with the emphasis on the gorgeous Gallery of beautiful girls. We have also combined the website with the retail side (still to be finished) so everything is all in one place for you. If you get a mo, please take a look. The Trans-pose.com website will soon direct you straight to the new website, but in



the meantime if you want to take a peek, please visit:-

www.transpose.tv



Tea Girls









LSL Transpose
Station Road
Ellesmere Port
Cheshire
CH65 4BQ

Tel: 0151 356 8555
email: teela@transpose.tv

Website www.transpose.tv

SHOP opening hours:-

Mon-Tues	Closed
Wednesday	10:00 - 20:00 (late night by prior appointment)
Thursday	10:00 - 17:00 (prior appointment)
Friday	10:00 - 17:00 (prior appointment)
Saturday	10:00 - 13:00

Please telephone ahead for directions and opening times as these times may vary.